



Lewisham FFFC Pathfinder



Families First for Children





Context

Population



300,558
9% increase since 2011



6%
LGBT+ Population



14.4%
% Residents with disability under the Equality Act



52.5% 47.5%
% Female % Male



9.0% 26.8% 8.1%
Asian Black Mixed
4.7% 51.5%
Other White



19.3% 71.1% 9.5%
0-15yr 16-64yr 65yr+

Significantly younger population compared with national averages, with more people aged 25 to 44. 23.5% of residents are aged 0-19.



63rd most deprived LA in England and 10th most deprived borough in London

Ranks 19th nationally for 'income deprivation affecting children'

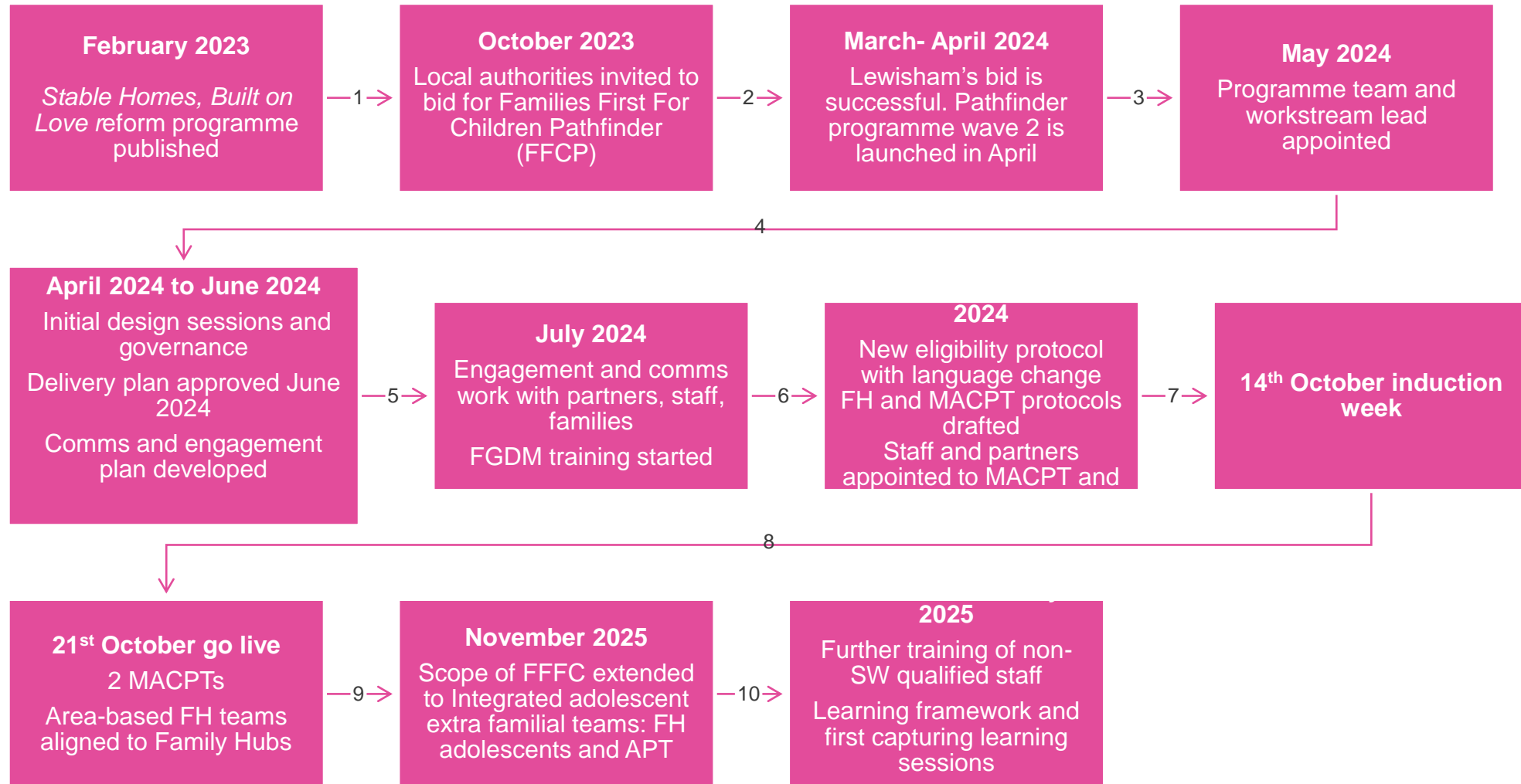
22.7% of children from low-income families compared to the London average of 18.8%.



4.04% of 0-25-year-olds in Lewisham have an EHCP, compared to 3.4% nationally and 3.74% in statistical neighbours

2017 to 2023
Number of CYP with EHCPs rose by 69% in 6 years
Average increase of new EHCP's of just over 10% per year.

Lewisham FFFC Timeline



Vision and The Four Pillars

A seamless offer where families can easily access the right help at the right time, delivered by the right people.

Multi Agency Safeguarding Arrangements with a stronger role for Education as a strategic safeguarding partner



Family Help which will integrate Targeted Early Help and Children in Need into one single offer

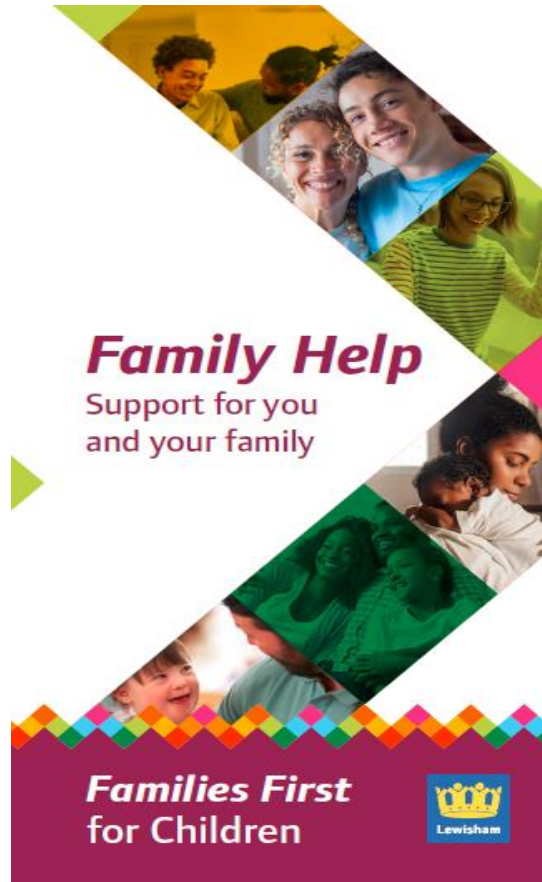


Child protection with a multi-agency response led by an experienced lead child protection practitioner (LCPP)



A Family Group Decision Making approach throughout the whole continuum of help

Family Help



Area based working
around family hubs

Bringing services
together – from
family hubs to
through to Family
Help

Diversification of the
workforce

One assessment and
plan

CIN and TEH
integration

Local Protocol

Engagement with
schools through the
cluster model (SEMH
& relational
approach)

Supporting Families

Family Hubs - Multi-
agency offer
determined by
thorough needs
assessment

Integrated Adolescent Service



Family help offer with adolescent protection team alongside

Diversification of workforce (adolescent focus)

Working with vulnerable adolescents – edge of care, social and emotional needs, extra-familial harm

Adolescent protection response from Adolescent Protection Team including for children looked after



Multi-Agency Child Protection Teams



Intra and extra
familial harm
(APT/CPT)

Police, health
and education
representation

Practice
development

Building
relationships

Multi-agency
group
supervision

Creativity -
CP/PLO
redesign

Testing
FHLP/LCPP

Intervention vs
support
FH/MACPT



Family Group Decision Making

FGDM is core to our Family Led practice approach

Family group conference service established and taking referrals

FGDM approach – refocussing all meetings to be family led

Family Network Support Packages live from October


FFFC Challenges




Pace of change



Uncertainty -
funding



Case
management
systems



Running two
systems in
parallel



Involvement of
partner agencies



Workforce
support and skill
level

National Influence



Secretary of State for Education visit to Lewisham



London Innovation and Improvement Alliance Learning Event Dec 24



ITV news piece which provided an insight into the work of our children's social care teams.

<https://www.itv.com/news/2024-12-04/burnout-is-real-rare-access-to-the-frontline-of-childrens-social-services>



Research in Practice piece - <https://www.researchinpractice.org.uk/all/content-pages/psw-main-landing-page/childrens-network-landing-page/blogs-news-and-information/unsung-heroes-social-workers-in-lewisham/>



DfE visit and national rollout of Learning events