

ED roles:

As part of the application process for this role we ask you to submit your CV and a video covering letter which is no more than 2 minutes 30 seconds long. Very much like a covering letter we want to understand more about you and why you are applying for this role and would like you to share with us:

1. Why this role and why Essex?
2. What are your values both as a people leader and a place leader?
3. What will be achieved for residents under your leadership and how will your experience support this?

DPH:

As part of the application process for this role we ask you to submit your CV, a short written statement that addresses the key requirements of the role profile and a video covering letter which is no more than 2 minutes 30 seconds long. Very much like a covering letter we want to understand more about you and why you are applying for this role and would like you to share with us:

4. Why this role and why Essex?
5. What are your values both as a people leader and a Public Health leader?
6. What will be achieved for residents under your leadership and how will your experience support this?

How do I upload my video supporting statement?

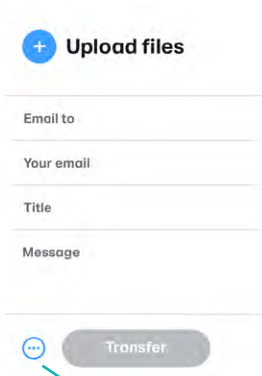
Thanks to its great interface, transferring files with **WeTransfer** is incredibly easy to use.

1. Upload Your File
Since you don't need to sign up, you can just go to the home page and start the transfer process. On the left-hand side of the home page, there is an option to add files. You can drag and drop your file right into the browser to upload.
2. Enter the Recipient's Address and Send Your File
Next, enter this email address ('email to'): localgov@starfishsearch.com, your email address, title (you can add role title) and an optional message. As soon as the file gets uploaded, you can send it to the addressee.
3. Once it has been uploaded you can copy the WeTransfer link into the application pop up on the role profile page, you will see it at the the bottom of the details section below where you upload your CV.

Please see the next page to view our step by step guide of how to upload and use WeTransfer

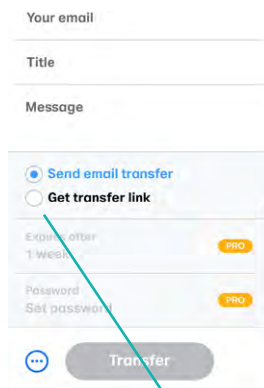
**If you have any issues with uploading your video please contact Joe Green at Starfish Search:
joe.green@starfishsearch.com**

STEP 1



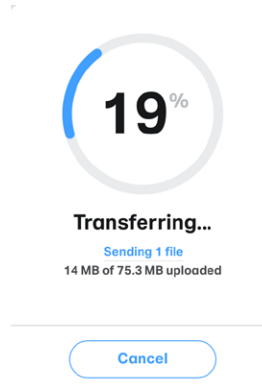
Go to [WeTransfer](#) and click the blue circle

STEP 2



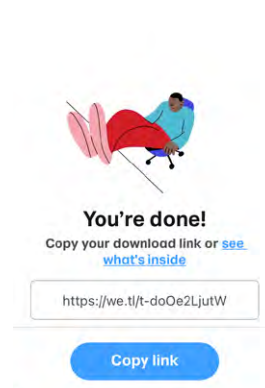
Select the **Get Transfer Link** option

STEP 3



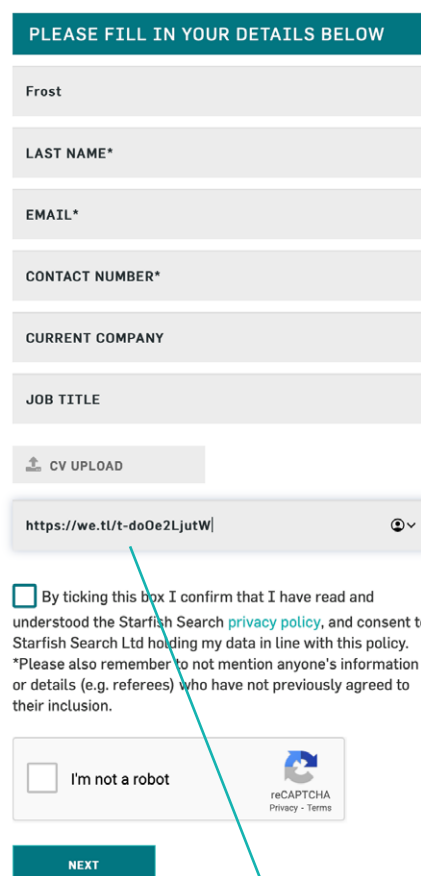
Upload your video file

STEP 4



Once uploaded copy the link

ADDING LINK TO APPLICATION



Please paste the link copied from WeTransfer into the box shown here